

Scaled data based on original data using  
LM-79-08 Approved Method: Electrical and Photometric Measurements of Solid-  
State Lighting Products

Test Report Prepared for  
Cooper Lighting Solutions  
(formerly Eaton)

Brand: McGRAW-EDISON

Report Number: P386570

Luminaire Tested: **GWC-SA2B-727-U-T4FT-HSS**

Issue Date: 3/3/2020

**Test Information**

Test Method: LM-79-08  
Report Number: P386570  
TEST IS SCALED FROM IESNA LM-79-08 TEST DATA (G2-1903-205-17)  
Test Lab: INNOVATION CENTER  
Issue Date: 3/3/2020  
Manufacturer: COOPER LIGHTING SOLUTIONS (FORMERLY EATON)  
Product Line: MCGRAW-EDISON  
Catalog Number: GWC-SA2B-727-U-T4FT-HSS  
Description: GALLEON WALL LUMINAIRE  
(2) 70 CRI, 2700K, 800mA LIGHTSQUARES WITH 16 LEDS EACH AND TYPE IV FORWARD THROW OPTICS WITH HOUSE SIDE SHIELD  
Light Source: -  
Ballast/Driver: ELECTRONIC DRIVER

**Summary**

Lumens per Lamp: N/A  
Luminaire Lumens: 7082 lumens  
Efficiency: N/A  
Efficacy: 82.3 lumens/watt  
Luminous Opening: Rectangular (W 1' x L: 0.5' x H: 0')  
IES Classification: Type IV - Short  
BUG Rating: B1 - U0 - G2

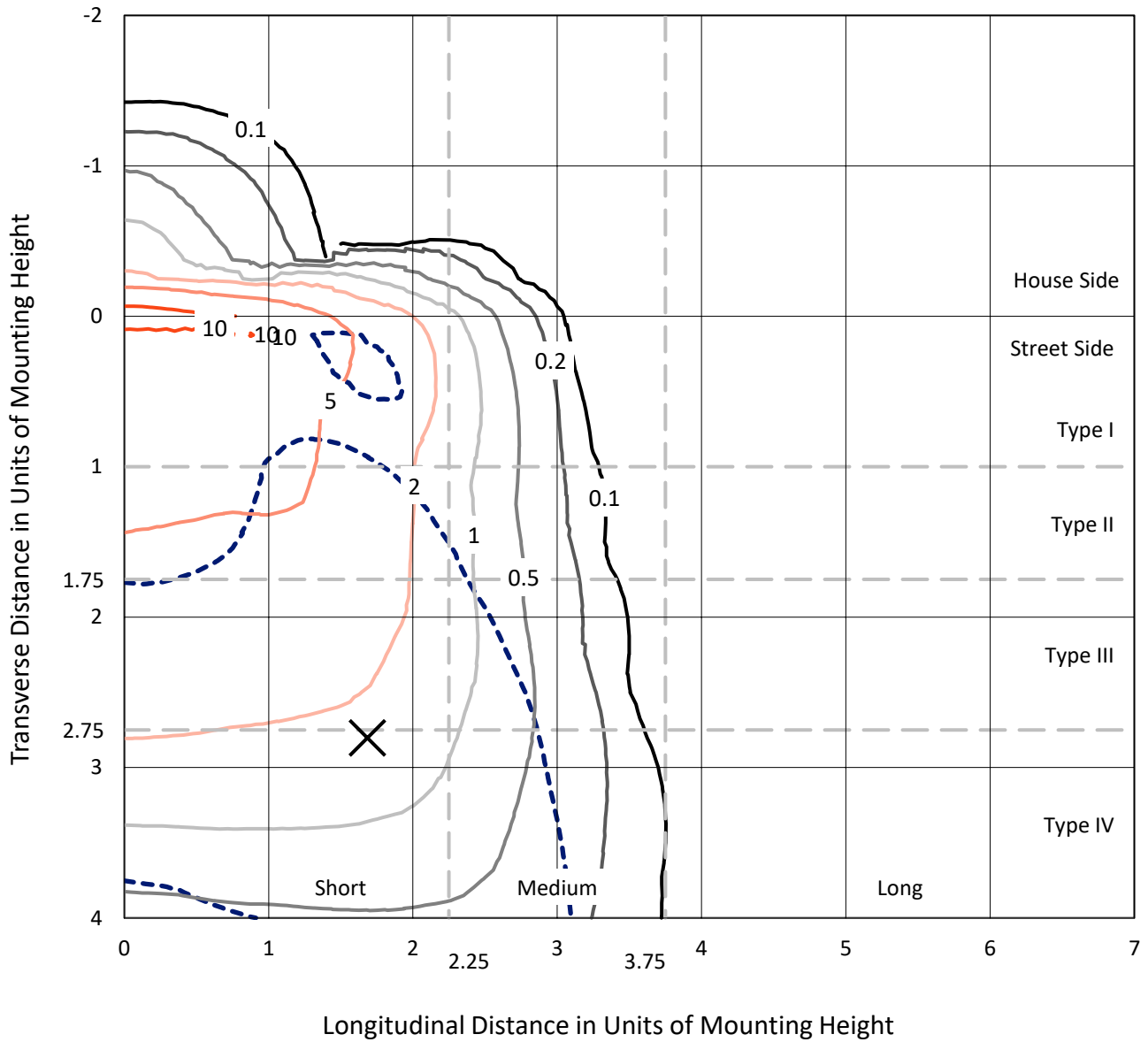
Input Watts (W): 86  
Input Voltage (V): NR  
Input Current (Ain): NR  
Voltage Rise (V): NR  
Power Factor: NR  
Total Harmonic Distortion (THDi): NR  
Frequency (hertz): 60  
Stabilization Time: NR  
Operation Time: NR  
Ambient Temperature (°C): NR  
Test Distance: 24 FT



REPORT NUMBER: P386570  
 CATALOG NUMBER: GWC-SA2B-727-U-T4FT-HSS

### Iso-Footcandle Lines of Horizontal Illumination

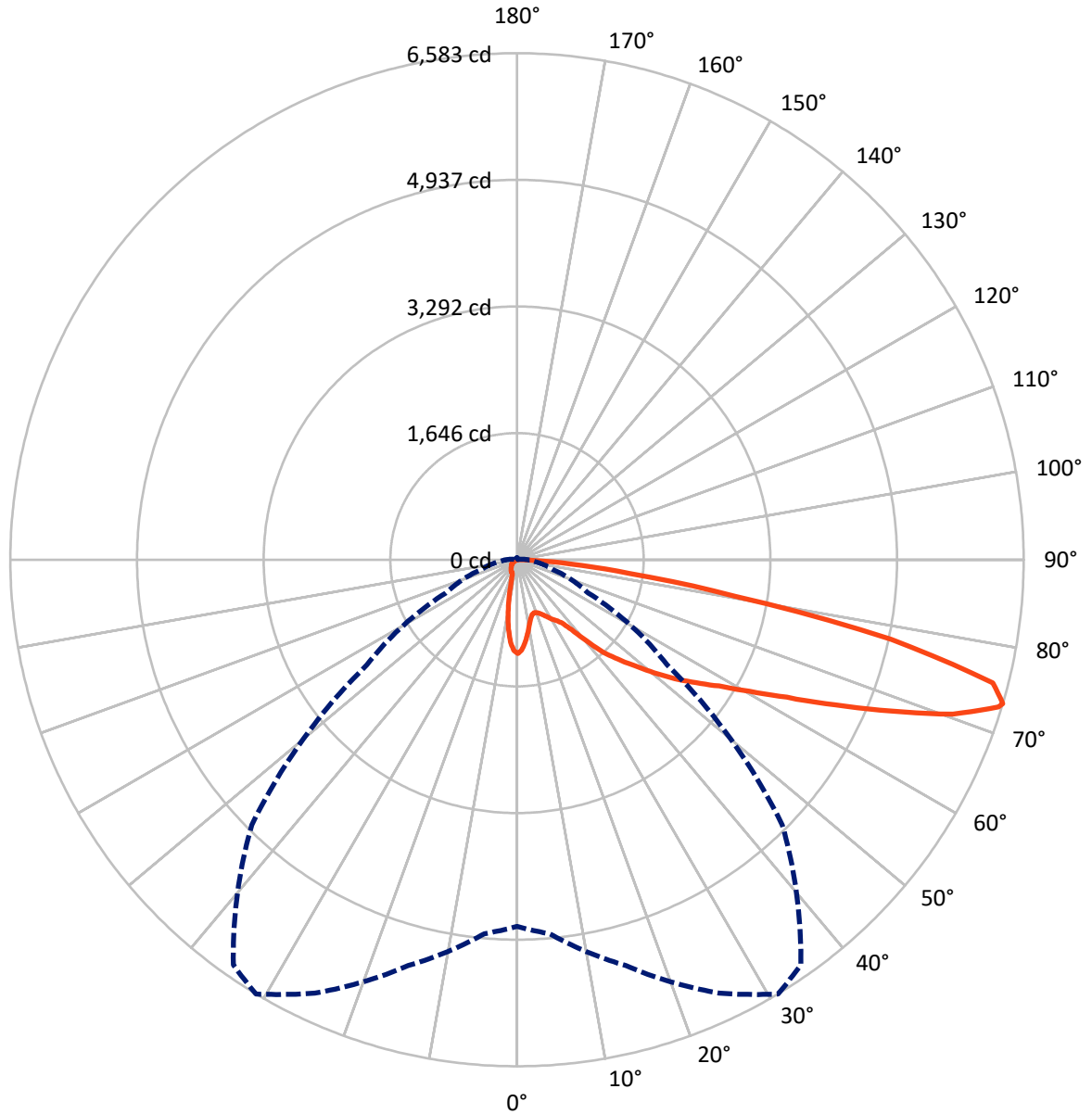
✕ Max cd  
 - - - 1/2 Max cd



Based on 10 foot mounting height. Maximum calculated value = 12.2 fc  
 Type IV - Short - N/A

REPORT NUMBER: P386570  
CATALOG NUMBER: GWC-SA2B-727-U-T4FT-HSS

### Luminous Intensity Polar Plot



— Vertical Plane Through 31-Deg Lateral    - - - Horizontal Cone Through 73-Deg Vertical



REPORT NUMBER: P386570  
 CATALOG NUMBER: GWC-SA2B-727-U-T4FT-HSS

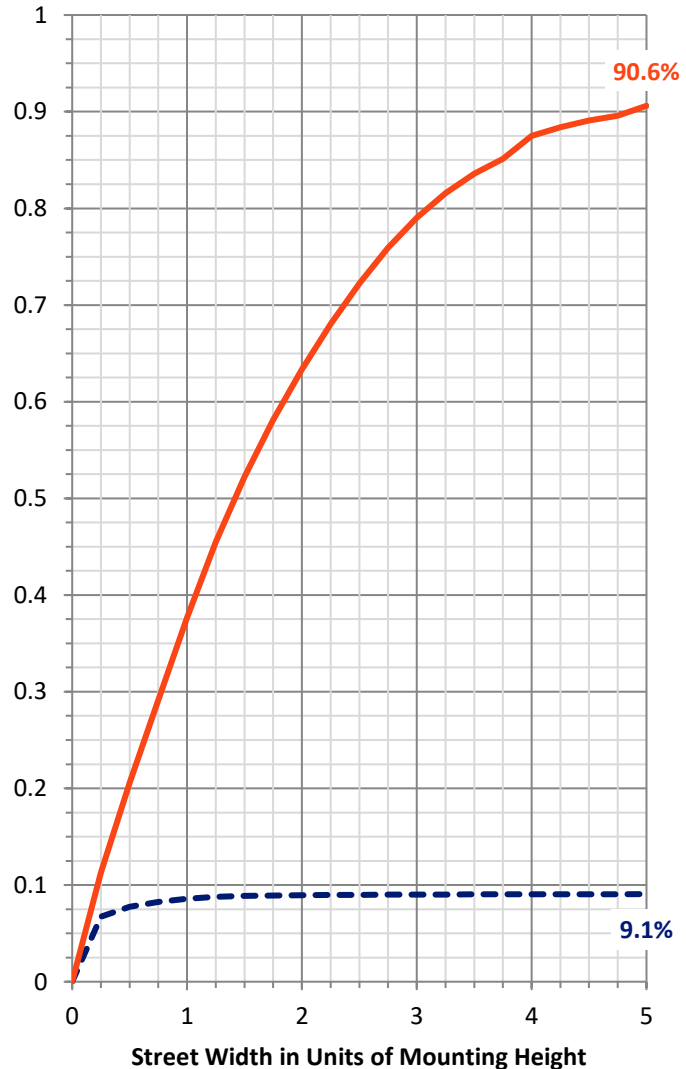
**FLUX DISTRIBUTION:**

		Downward	Upward	Total
<b>House Side</b>	Lumens	645.6	0.0	645.6
	% Fixture	9.1	0.0	9.1
<b>Street Side</b>	Lumens	6436.4	0.0	6436.4
	% Fixture	90.9	0.0	90.9
<b>Total</b>	Lumens	7082.0	0.0	7082.0
	% Fixture	100.0	0.0	100.0

**Coefficient of Utilization**

**ZONAL LUMENS:**

Zone	Lumens	% Fixture
0°-10°	101.0	1.4
10°-20°	219.4	3.1
20°-30°	328.7	4.6
30°-40°	522.9	7.4
40°-50°	933.8	13.2
50°-60°	1449.0	20.5
60°-70°	1926.2	27.2
70°-80°	1448.9	20.5
80°-90°	152.2	2.1
90°-100°	0.0	0.0
100°-110°	0.0	0.0
110°-120°	0.0	0.0
120°-130°	0.0	0.0
130°-140°	0.0	0.0
140°-150°	0.0	0.0
150°-160°	0.0	0.0
160°-170°	0.0	0.0
170°-180°	0.0	0.0
0°-90°	7082.0	100.0
0°-180°	7082.0	100.0



REPORT NUMBER: P386570

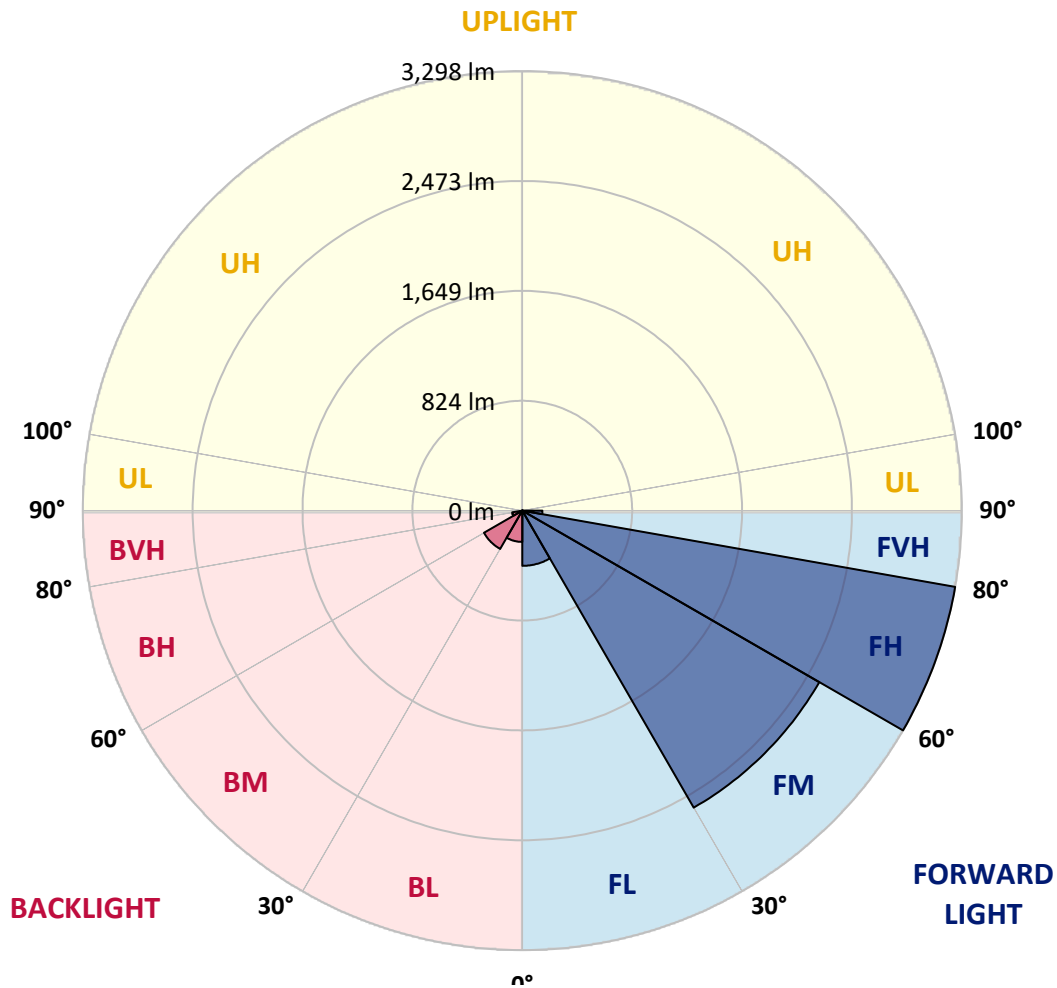
CATALOG NUMBER: GWC-SA2B-727-U-T4FT-HSS

**LUMINAIRE CLASSIFICATION SYSTEM LUMEN TABLE AND BUG RATING:**

Zone	Lumens	% Fixture	Zone Rating/Lumen Limit		
			B	U	G
FL (0°-30°)	414.3	5.9			
FM (30°-60°)	2573.4	36.3			
FH (60°-80°)	3297.8	46.6			G2/5000
FVH (80°-90°)	151.0	2.1			G2/225
BL (0°-30°)	234.7	3.3	B1/500		
BM (30°-60°)	332.3	4.7	B1/1000		
BH (60°-80°)	77.2	1.1	B0/110		G0/110
BVH (80°-90°)	1.3	0.0			G0/10
UL (90°-100°)	0.0	0.0		U0/0	
UH (100°-180°)	0.0	0.0		U0/0	

**BUG Rating: B1-U0-G2**

Type IV Short





REPORT NUMBER: P386570

CATALOG NUMBER: GWC-SA2B-727-U-T4FT-HSS

**CANDELA DISTRIBUTION (FULL):**

	0°	5°	15°	25°	31°	35°	45°	55°	65°	75°	85°
0°	1218.5	1218.5	1218.5	1218.5	1218.5	1218.5	1218.5	1218.5	1218.5	1218.5	1218.5
2.5°	1154.7	1159.6	1164.8	1165.8	1174.5	1174.8	1187.3	1196.6	1206.0	1215.0	1218.1
5°	1036.2	1044.2	1053.5	1062.9	1081.2	1088.5	1119.0	1150.2	1180.0	1208.4	1222.3
7.5°	909.7	918.7	931.9	955.1	975.5	989.7	1037.9	1093.4	1148.8	1201.1	1231.3
10°	794.3	802.6	816.5	841.1	872.6	892.0	956.8	1033.8	1115.2	1194.6	1244.8
12.5°	720.8	725.3	733.0	759.3	787.7	809.5	885.8	981.1	1087.5	1194.2	1266.6
15°	707.3	708.7	702.5	714.2	736.4	757.6	834.8	938.5	1066.3	1199.8	1295.1
17.5°	728.8	728.1	707.3	705.9	723.6	740.9	809.9	909.0	1051.4	1212.6	1331.8
20°	761.4	758.9	722.9	716.3	735.0	751.3	808.2	897.9	1045.9	1234.1	1376.5
22.5°	804.7	800.5	744.0	737.1	757.2	774.2	829.6	908.7	1050.7	1262.8	1428.5
25°	858.4	852.2	780.4	772.8	793.3	810.2	868.1	939.5	1065.3	1297.8	1494.3
27.5°	919.1	910.0	838.7	818.9	842.1	859.8	919.4	986.6	1088.2	1334.9	1575.1
30°	976.2	964.5	900.0	867.4	895.8	915.6	974.8	1042.8	1124.9	1392.1	1685.6
32.5°	1033.8	1020.6	954.7	915.9	941.6	963.1	1032.0	1120.1	1193.9	1479.4	1832.6
35°	1166.1	1152.3	1071.5	1007.4	1007.1	1019.2	1112.1	1225.8	1285.0	1601.1	2007.9
37.5°	1389.0	1381.0	1304.1	1182.4	1149.9	1136.3	1221.2	1351.9	1416.0	1768.4	2205.8
40°	1632.9	1626.0	1539.7	1429.5	1380.0	1346.7	1377.9	1527.6	1601.1	1972.9	2407.8
42.5°	1908.5	1875.5	1721.7	1688.7	1644.4	1619.1	1591.0	1744.2	1828.4	2195.4	2608.1
45°	2158.7	2103.2	1903.6	1853.7	1843.7	1849.9	1865.5	2035.3	2084.2	2459.8	2807.8
47.5°	2307.7	2264.0	2110.8	2063.0	2060.2	2101.5	2219.3	2364.2	2338.9	2690.3	2983.5
50°	2449.4	2409.9	2282.7	2294.5	2307.3	2363.5	2621.0	2702.4	2571.4	2899.2	3144.6
52.5°	2564.1	2503.8	2437.3	2503.5	2566.6	2657.0	3035.4	3006.0	2736.4	3065.6	3282.5
55°	2630.3	2602.9	2635.2	2701.7	2820.2	2967.2	3426.7	3258.6	2857.0	3217.4	3374.4
57.5°	2872.9	2819.2	2883.3	2940.8	3095.4	3300.9	3761.8	3446.8	2943.9	3311.3	3395.5
60°	3166.4	3123.1	3160.9	3256.5	3465.2	3706.7	4075.1	3600.3	2989.3	3371.6	3340.7
62.5°	3633.6	3576.4	3552.8	3659.9	3936.5	4200.2	4312.8	3706.7	2979.3	3344.9	3152.9
65°	4259.5	4200.2	4094.8	4191.9	4543.6	4729.7	4578.6	3729.2	2910.0	3129.0	2678.1
67.5°	4900.6	4857.6	4767.5	4931.1	5248.5	5308.5	4859.7	3674.5	2686.8	2537.1	1892.2
70°	5324.1	5305.7	5364.3	5726.1	6009.2	5991.9	5117.5	3380.3	2094.2	1560.2	936.0
72.5°	5018.7	5106.8	5539.3	6195.3	6541.1	6399.8	4985.1	2595.7	1197.0	600.2	270.7
73°	4765.8	4878.4	5460.6	6213.0	6583.1	6428.2	4873.9	2382.5	1020.2	473.7	205.2
75°	3315.5	3453.7	4520.8	5786.4	6386.9	6124.6	4062.6	1458.3	472.7	210.0	82.8
77.5°	1609.7	1712.0	2489.3	4180.8	4967.1	4785.2	2529.1	543.4	213.5	131.3	38.1
80°	600.9	668.1	1080.5	2127.8	2870.5	2945.7	1112.4	205.5	142.1	105.7	19.4
82.5°	157.3	175.4	398.5	948.9	1471.1	1539.7	350.7	103.6	104.0	87.0	11.8
85°	50.2	57.5	124.4	425.9	693.1	608.5	91.5	50.2	75.5	64.8	6.6
87.5°	6.2	8.0	39.5	100.2	152.8	84.9	14.2	14.9	32.2	36.0	3.8
90°	0.0	0.0	0.0	0.0	0.0	0.0	0.0	0.0	0.0	0.0	0.0



REPORT NUMBER: P386570

CATALOG NUMBER: GWC-SA2B-727-U-T4FT-HSS

**CANDELA DISTRIBUTION (continued):**

	90°	95°	105°	115°	125°	135°	145°	155°	165°	175°	180°
0°	1218.5	1218.5	1218.5	1218.5	1218.5	1218.5	1218.5	1218.5	1218.5	1218.5	1218.5
2.5°	1221.2	1219.5	1219.9	1210.8	1205.0	1193.2	1181.0	1175.5	1169.6	1167.2	1169.6
5°	1227.5	1224.4	1215.4	1187.6	1158.2	1120.1	1084.4	1057.3	1023.4	1014.0	1023.7
7.5°	1237.2	1230.9	1204.6	1148.1	1082.6	1009.8	928.1	868.5	819.6	788.1	799.5
10°	1251.4	1239.6	1186.6	1090.6	973.5	844.5	728.4	638.0	573.9	547.6	546.5
12.5°	1275.3	1253.1	1164.4	1015.7	840.0	668.1	516.0	417.9	366.0	332.3	331.6
15°	1301.6	1269.1	1136.3	926.0	684.8	478.6	332.3	257.8	224.2	213.5	212.1
17.5°	1333.9	1287.4	1100.0	815.4	522.3	317.1	216.9	195.5	194.1	193.0	193.0
20°	1374.4	1309.3	1053.2	688.9	370.5	211.7	184.4	185.8	186.4	185.1	185.4
22.5°	1421.6	1331.4	997.4	553.1	250.6	177.1	176.4	178.1	178.8	178.1	178.5
25°	1476.3	1357.1	929.4	410.7	180.9	168.1	169.8	172.2	174.0	174.0	174.0
27.5°	1544.2	1388.3	847.7	286.6	156.3	158.7	163.6	168.1	170.5	171.2	171.2
30°	1632.6	1427.1	749.6	196.5	142.1	146.2	155.3	163.9	168.4	169.1	169.5
32.5°	1744.2	1470.8	635.9	145.2	130.0	133.1	142.8	157.3	166.0	167.4	167.4
35°	1872.1	1521.4	513.6	126.5	121.3	122.3	130.0	146.6	161.8	165.7	166.0
37.5°	2012.1	1571.3	390.6	118.2	114.0	114.0	119.6	133.8	151.8	163.6	165.0
40°	2142.7	1601.4	273.8	111.6	107.4	107.4	112.3	122.7	139.7	157.3	161.1
42.5°	2263.3	1611.8	190.6	105.4	101.2	102.2	106.4	114.7	127.5	145.2	148.7
45°	2387.4	1610.1	139.0	98.1	95.0	98.1	101.2	107.4	116.8	126.8	127.5
47.5°	2481.0	1595.5	110.2	91.1	89.1	93.2	96.0	100.2	105.4	104.7	104.7
50°	2568.6	1560.2	88.7	81.8	83.2	88.0	89.4	90.8	91.1	84.6	83.9
52.5°	2635.2	1505.1	71.0	71.7	77.3	82.1	80.7	78.7	75.2	67.2	65.8
55°	2657.4	1399.0	55.8	59.3	68.6	74.9	69.7	65.2	58.6	52.0	50.6
57.5°	2617.2	1262.1	45.4	46.1	57.9	63.1	57.2	52.0	44.7	39.2	38.1
60°	2531.9	1110.0	37.4	34.7	44.7	49.2	45.4	40.2	33.6	29.5	29.1
62.5°	2362.8	947.8	30.8	27.0	34.0	37.8	35.3	31.5	26.0	23.2	22.9
65°	2007.2	758.3	25.0	21.8	26.3	29.5	27.4	24.6	20.4	18.4	18.0
67.5°	1401.1	512.5	20.4	18.0	20.8	23.2	21.5	20.1	16.3	15.9	16.3
70°	675.8	247.1	17.0	14.6	16.3	18.0	17.3	16.3	15.6	18.0	20.8
72.5°	193.7	82.8	13.5	12.1	13.2	14.2	14.9	14.6	17.0	21.8	25.3
73°	149.0	66.9	12.8	11.4	12.5	13.9	14.6	14.2	17.3	22.2	25.3
75°	63.8	32.2	9.7	9.4	10.4	12.1	12.8	12.8	17.3	22.5	24.3
77.5°	28.8	17.3	6.2	7.3	9.0	9.7	10.7	10.7	13.9	17.3	17.3
80°	16.3	9.4	4.9	5.5	6.6	6.6	6.6	5.9	6.2	6.9	7.6
82.5°	10.4	6.2	3.8	4.5	4.2	3.5	2.8	2.8	2.4	2.8	3.5
85°	5.9	3.5	3.5	2.8	1.7	1.4	1.7	1.4	0.3	0.0	0.3
87.5°	3.5	2.1	1.0	0.0	0.0	0.0	0.0	0.0	0.0	0.0	0.0
90°	0.0	0.0	0.0	0.0	0.0	0.0	0.0	0.0	0.0	0.0	0.0



Signify Classified - Internal  
Cooper Lighting Solutions Photometric Lab  
1121 Highway 74 South  
Peachtree City, GA 30269

Scaled Data Report



Report Generated By 670245982

Signify Classified - Internal  
Cooper Lighting Solutions Photometric Lab  
1121 Highway 74 South  
Peachtree City, GA 30269

Scaled Data Report



Signify Classified - Internal  
Cooper Lighting Solutions Photometric Lab  
1121 Highway 74 South  
Peachtree City, GA 30269

Scaled Data Report



Signify Classified - Internal  
Cooper Lighting Solutions Photometric Lab  
1121 Highway 74 South  
Peachtree City, GA 30269

Scaled Data Report



Signify Classified - Internal  
Cooper Lighting Solutions Photometric Lab  
1121 Highway 74 South  
Peachtree City, GA 30269

Scaled Data Report



--- HS    — SS

Signify Classified - Internal  
Cooper Lighting Solutions Photometric Lab  
1121 Highway 74 South  
Peachtree City, GA 30269

Scaled Data Report



u

Signify Classified - Internal  
Cooper Lighting Solutions Photometric Lab  
1121 Highway 74 South  
Peachtree City, GA 30269

Scaled Data Report



Signify Classified - Internal  
Cooper Lighting Solutions Photometric Lab  
1121 Highway 74 South  
Peachtree City, GA 30269

Scaled Data Report



(END OF REPORT)